





Architecture (ARCH) 320

History of Canadian Architecture (Revision 1)

Status:

Replaced with new revision, see the [course listing](#)  for the current revision 

Delivery mode:

Individualized study online 

Credits:

3

Area of study:

Applied Study

Prerequisites:

ARCH 200

Precluded:

None

Challenge:

ARCH 320 is not available for challenge.

Faculty:

[Faculty of Science and Technology](#) 

Notes:

ARCH 320: History of Canadian Architecture is intended for students enrolled in the BSc (Architecture) program at the RAIC Centre for Architecture at Athabasca University. For those students interested in pursuing a career as a registered architect, this course also contributes to the [RAIC Syllabus](#)

Overview

Architecture 320 examines the development of architecture in Canada from the establishment of colonial settlements in the 1680s through to the development of architectural styles used in 1900. The course is organized thematically around questions pertaining to colonization, identity, and heritage, as well as, issues pertaining to First Nations. Students will explore architecture in Canada through a variety of perspectives noting the development of architectural styles in their social, cultural, and historical contexts.

Outline

The Study Guide for *Architecture 320* consists of six units.

- Unit 1: Planning and Building – Early Settlement in the Canadas
- Unit 2: Aesthetic and Technical Considerations
- Unit 3: Adopt and Adapt
- Unit 4: Issues of Power and Control
- Unit 5: The Architect's Practice
- Unit 6: Architectural Heritage in Canada

Learning outcomes

After you have completed *Architecture 320*, you should be able to

1. identify the main characteristics of architecture in Canada.
2. describe key historical events and architectural works built between 1400 and 1900.

3. discuss the technological developments associated with architecture in Canada.
4. interpret architecture as a form of cultural production linked to changes in social behaviours and economic patterns.
5. describe Canada's Heritage Policies and explain their purpose.
6. summarize key points in Canadian architectural scholarship.

Evaluation

To **receive credit**  for *Architecture 320*, you must achieve a course composite mark of at least a **C+ (67 percent)**  for the entire course.


The weightings for the course assignments are as follows:


Activity	Weight
Assignment 1	20%
Assignment 2	10%
Assignment 3	15%
Assignment 4: Part 1	10%
Assignment 4: Part 2	5%
Assignment 5	10%
Assignment 6: Part 1	5%
Assignment 6: Part 2	25%
Total	100%

To learn more about assignments and examinations, please refer to


Athabasca University's [online Calendar](#) .

Materials

Magrill, B. (2012). *A commerce of taste: Church architecture in Canada, 1867-1914*. Montreal: McGill-Queens University Press.  (eBook)

Ricketts, S., Maitland, L., & and Hucker, J. (2011) *A guide to Canadian architectural styles*. (2nd ed.). Toronto: University of Toronto Press. 
(Print)

Kalman, H. (1994). *A History of Canadian Architecture, Volumes I and II*. Oxford: Oxford University Press.  (eBook)

Kalman, H. (1994). *A History of Canadian Architecture, Volume II*. Oxford: Oxford University Press.  (eBook)

Online Materials

Course Home Page (online): The course home page houses all the online components of your course.

Study Schedule (online): The study schedule on your course home page includes the *Course Information*, the six units of the *Study Guide*, links to the online readings, and links to your assignments.





Course Information (online): The *Course Information* provides specific information about how to proceed through the course. Read the *Course Information* carefully before you begin reading the *Study Guide*.

Study Guide (online): The *Study Guide* units are embedded in the Study Schedule on the course home page.

Assignments (online): The assignments are on the course home page, along with helpful instructions.

Forms: Forms you may need are available through the [myAU](#)  portal

Important links

- › [Academic advising](#) 
- › [Program planning](#) 
- › [Request assistance](#) 
- › [Support services](#) 

Athabasca University reserves the right to amend course outlines occasionally and without notice. Courses offered by other delivery methods may vary from their individualized study counterparts.

Opened in Revision 1, August 28, 2013

Updated July 29, 2024
